



**Texas A&M University-Central Texas Career and Professional Development
Post-Graduation Survey Report
Spring, Summer & Fall 2018
CREATING CONNECTIONS. PREPARING WARRIORS.**

Career and Professional Development serves students and alumni of Texas A&M University-Central Texas. Our staff is here to support the campus and help students grow professionally.

Our mission - Career and Professional Development supports the campus community as they move through their careers. To support the development of career and life-long learning goals, we empower the campus community with the necessary professional tools to explore careers, engage with the career of choice, and embark successfully in their career field.

Each semester, Career and Professional Development surveys the graduating class to gather information about their post-graduation plans with plans to follow up after graduation to document achievement. This is a summary of the spring, summer and fall graduates.

70% of 2018 responders had a post-graduation plan comprised of full-time employment, part-time employment, self-employment, military service, post-graduation internship, plans to pursue an advanced degree at graduation, ownership of a business, or retirement.

*The graduation survey is not required of students. Some questions may be omitted based on response.

2018 versus 2017 and 2016 Post-Graduation Survey Results

This is an overview of the data collected from the 2018 Post-Graduation Survey. Note the number and percentage of completers reporting employment relating to their studies increased from 2016 to 2018, the percentage of graduates planning to pursue an advanced degree has consistently increased, and the response rate has held.

Response Rate	2018	2017	2016
Total Graduates	792	808	775
Total Completed Surveys	554	565	536
Total Not Surveyed	129	229	215
Response Rate	70%	70%	69%
Employment (% of respondents)			
Employed (full-time)	33%	37%	43%
Employed (part-time)	2%	4%	8%
Interning post-graduation	3%	1%	1%
Self-Employed	2%	3%	1%
Military	4%	5%	6%
Unemployed, Actively Seeking Employment**	29%	30%	25%
Unemployed, Not Actively Seeking	3%	1%	1%
Retired	4%	3%	0%
Graduate Study			
Graduate/Professional School	21%	18%	16%
Work Related to Degree (Respondents with Post-Graduation Plan)			
Work Related to Field of Study	80%	70%	50%
Work Unrelated to Field of Study	20%	30%	50%

*The graduation list was imported to begin the data collection before all students submitted their application for graduation.

** Students indicating still searching or no response were invited to complete the survey again within 6 months.

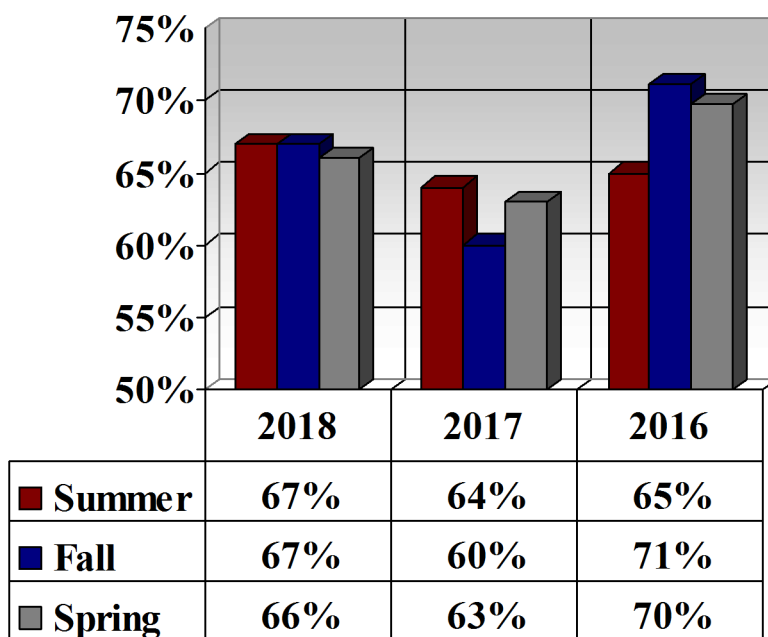
***The raw data can be requested from the office by email.

Spring, Summer & Fall 2018 Post-Graduation Survey Results

Post-Graduation Plan Trends for 2018, 2017, & 2016

A post-graduation plan is the student's plan for after graduation. A post-graduation plan can include the following: full-time employment, part-time employment, self-employment, military service, post-graduation internship, plans to pursue an advanced degree at graduation, or retirement.

Note, post-graduation plans for all graduates have increased from fall 2016 to fall 2018.



What is a Post-Graduation Plan?

Note, more Fall graduates planned to intern post-graduation than spring or summer semester graduates. More summer graduates accepted a full-time or part-time position than fall or spring semester graduates.


2018	Accepted a Position	Interning post-graduation	Owned their own business	Entered the military	Accepted into a graduate program
Spring	34%	2%	3%	3%	24%
Summer	43%	3%	1%	1%	19%
Fall	35%	5%	2%	7%	21%

Spring, Summer & Fall 2018 Post-Graduation Survey Results

Professional Graduate Schools and Military Service

Below shows the amount of students who stated they are planning to attend the following Universities after graduation. (One graduation cap represents one student).

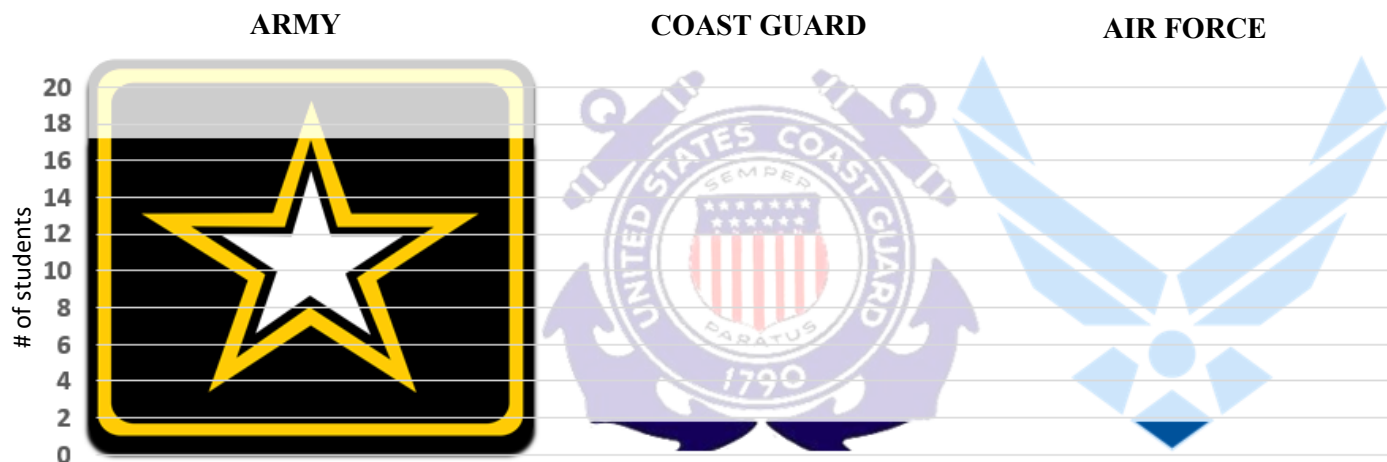
Note, more of our graduates are remaining at Texas A&M University-Central Texas for an advanced degree than other universities.



Military Service

The graphic below shows the number of students planning to join or remain in the military after graduation. (Color fill represents the number of students entering the specific branch)

Note, more of our students are joining or remaining in the Army.



Spring, Summer & Fall 2018 Post-Graduation Survey Results

Major and Salary Range

The chart below is the average self-reported salary of respondents indicating a post-graduation plan of “full-time or part-time employment” collected by the 2018 post-graduation survey compared to The Higher Education Coordinating Board’s Automated Student and Adult Learner Follow-Up System 2016-2017 Exit Cohort Reports*. Majors with the highest number of respondents were recorded and are shown below. Salaries are arranged by major.

Major	A&M-Central Texas Post-Graduation 2018 Average Salary	THECB 2016-2017 Exit Cohort Average Salary
BBA Accounting	\$61,449	\$29,868.00
MS Accounting	**	**
BS Aviation Science	**	\$29,500.00
BS Biology	**	**
MBA Business Administration	\$70,090.00	\$65,308.00
BAAS Business Management	\$60,651.00	\$36,192.00
MS Clinical Mental Health Counseling	**	\$26,232.00
BS Computer Information Systems	\$56,933.00	\$37,536.00
BS Computer Science	**	\$37,536.00
MED Counseling	**	\$58,152.00
MS Counseling Psychology	**	\$60,892.00
BS Criminal Justice	\$43,353.00	\$33,580.00
MCJ Criminal Justice	**	**
MED Curriculum and Instruction	\$45,606.00	\$51,980.00
MED Educational Leadership	\$58,454.00	\$55,656.00
MS Educational Psychology	**	**
BA English	**	\$31,252.00
BBA Finance	**	\$83,968.00
BA History	**	\$28,692.00

*http://www.txhighereddata.org/reports/performance/ctcasalf/exitcohorts/inst.cfm?inst=042295&report_type=4&cohort=0&report_yr=2016-2017

**NSR = No Salary Recorded

***Salary reported from comparable degree program

Spring, Summer & Fall 2018 Post-Graduation Survey Results

Major and Salary Range

The chart below is the average self-reported salary of respondents indicating a post-graduation plan of “full-time or part-time employment” collected by the 2018 post-graduation survey compared to The Higher Education Coordinating Board’s Automated Student and Adult Learner Follow-Up System 2016-2017 Exit Cohort Reports*. Majors with the highest number of respondents were recorded and are shown below. Salaries are arranged by major.

Major	A&M-Central Texas Post-Graduation 2018 Average Salary	THECB 2016-2017 Exit Cohort Average Salary
BBA Human Resource Management	**	\$32,972.00
MS Information Systems	\$51,332.00	\$76,908.00
BBA Interdisciplinary Business	**	\$53,220.00
BS Interdisciplinary Studies	\$32,034.00	\$36,192.00
BS Liberal Studies	\$36,809.00	\$37,968.00
MS Liberal Studies	**	\$37,504.00
BBA Management	\$36,405.00	\$34,464.00
BBA Marketing	**	**
MS Marriage and Family Therapy	\$19,492.00	**
MS Mathematics	**	**
BSN Nursing	\$61,686.00	\$76,880.00
MA Political Science	**	**
BS Psychology	**	\$21,580.00
BSW Social Work	\$66,053.00	\$20,248.00
BS Sociology	**	\$24,488.00
SSP School Psychology	**	**

*http://www.txhighereddata.org/reports/performance/ctcasalf/exitcohorts/inst.cfm?inst=042295&report_type=4&cohort=0&report_yr=2016-2017

**NSR = No Salary Recorded

***Salary reported from comparable degree program

Spring, Summer & Fall 2018 Post-Graduation Survey Results

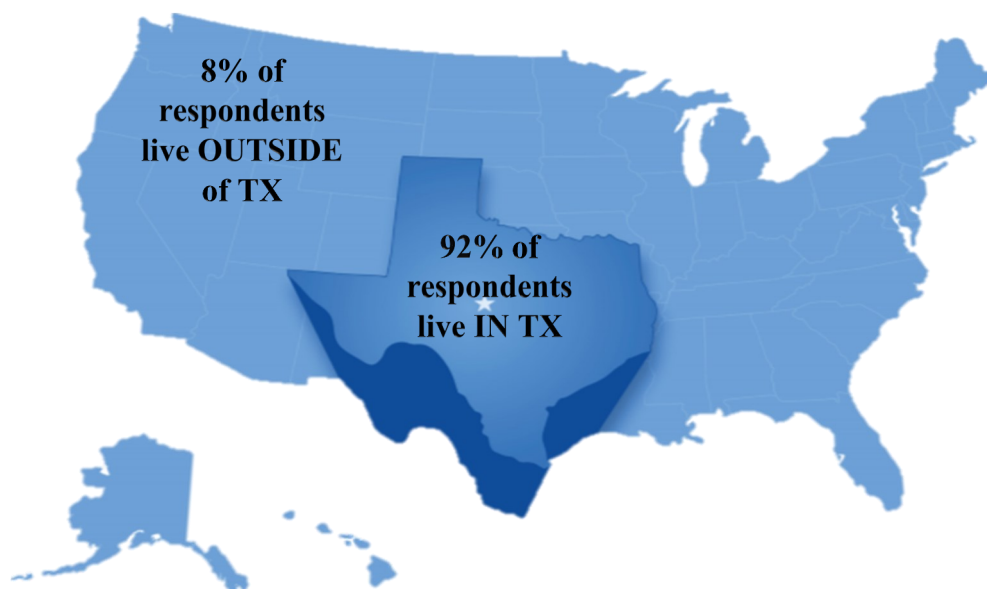
Employment by Location

The following graphic shows the employment state and metro area of spring, summer, and fall 2018 graduates. The data represented is collected from respondents indicating full-time employment, part-time employment, self-employment, or post-graduation internship.

Note, the majority of Texas A&M University –Central Texas graduates remain in Texas.

Top Texas Locations by Percentage

Killeen Metro Area	43%
Temple/Belton	19%
Austin Metro Area	11%
DFW Metro	7%
Houston Metro	4%



Spring, Summer & Fall 2018 Post-Graduation Survey Results

State of Internships

The National Association of Colleges and Employers (NACE) has stated students who complete an internship:

- Get more job offers,
- Get job offers sooner, and
- Have higher starting salaries. *

The information presented here shows the state of internships based on Spring, Summer, and Fall 2018 graduate respondents to the graduation survey.

Note, our data shows that students completing an internship are more likely to have a post-graduation plan.

Internship Question Response	Percentage
Completed no Internship	70% of respondents
Completed at least 1 Internship	30% of respondents
Completed at least 1 internship at TAMUCT	Of those who completed an internship, 43% completed it at TAMUCT
Completed internship for credit	Of those who completed an internship, 48% completed it for credit
Completed paid internship	Of those who completed an internship, 27% completed a paid internship

72.3%

Of students who reported an internship, had a post-graduation plan

Total # of
Completed Internships

275

Average # of internships
completed by students

2

Total # of Students
who Completed Internships

152

* Information courtesy of NACE's 2011 Student Survey Report.

Spring, Summer & Fall 2018 Post-Graduation Survey Results

CPD Interactions by College

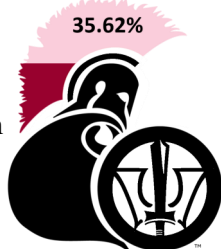
In August 2018, A&M-Central Texas transitioned to a Handshake powered system as a job database and data collection system. Because this system is robust, we are able to further analyze our interactions by college and major. **This information is *not* all encompassing and represents a breakdown of data collected starting from August 1, 2018.**

The data shown on the right column represents 1 on1 appointments with respondents from the respective college during the fall of 2018. The data in the left column compares respondents from the post-graduation plan who have a post-graduation plan and a 1 on 1 appointment.

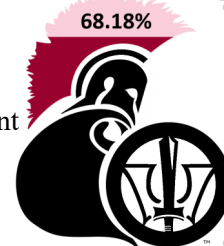
Note, students accessing our services are more likely to report having a post-graduation plan.

COLLEGE OF BUSINESS ADMINISTRATION

35.62% of COBA respondents scheduled a 1-on-1 appointment with CPD during Fall 2018



68.18% of COBA respondents with a fall 2018 1-on-1 appointment had a post-graduation plan



COLLEGE OF EDUCATION

16.67%



16.67% of COE respondents scheduled a 1-on-1 appointment with CPD during Fall 2018

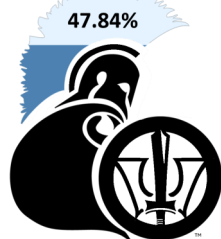
100%



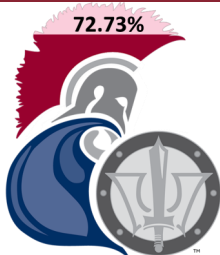
100% of COE respondents with a fall 2018 1-on-1 appointment had a post-graduation plan

COLLEGE OF ARTS & SCIENCES

47.8% of CASA respondents scheduled a 1-on-1 appointment with CPD during Fall 2018



50% of CASA respondents with a fall 2018 1-on-1 appointment had a post-graduation plan



72.73%

72.73% of respondents with a fall 2018 1-on-1 appointment with CPD had a post graduation plan.

*Post-Graduation Plan includes full-time employment, part-time employment, internship, retirement, and military service

Spring, Summer & Fall 2018 Post-Graduation Survey Results

Career & Professional Development

1086

There was a total of **1086** interactions between CPD and TAMUCT's faculty, student, and community members.

Total CPD Interactions	Total Number
Total Jobs Posted	3,580
Total Active Employers	3,052
Total Handshake Interactions	2,849
Total One-On-One Appointments	450
Career Fairs	3
Employer Attendance at Fairs	98
Facebook Views	15,911
YouTube Views	1,021

Interaction Type	Total Interactions
Resume/Cover Letter Assistance	352
Mock Interviews	7
Internship Search	11
Strong Interest Interpretations	67
Career Closet Visits	11
Career Coaching	33
Total Interactions	481

Staff

Heather Wheeler, *Director*
Amanda Olson, *Program Coordinator*
Espenosha Hughes *
Cortina Merritt *

Report Layout and Design

Evan Pfister
Heather Wheeler
Amanda Olson

Graduate Assistants, Student Employees, and Interns

Evan Pfister Tracy Gosnell *
Cristina Gomez Stephanie Simmons *
Bobbi Melton Mark Sherry *
Shanar Villitora Cynthia Soll *
Jessica Williams Josie Vasquez *
Mar John Ecija *
Kelly Garcia *

Photo Credits

Campus and student photos provided by TAMUCT Marketing

*Designates no longer on staff.



Spring, Summer & Fall 2018 Post-Graduation Survey Results

Appendix A– Employers by Major

The data presented here shows the percentage of respondents from each major with a post-graduation plan and the employers hiring our graduates arranged by major. Majors with the highest number of respondents were recorded and are shown below.

Major	A&M-Central Texas 2018 Post-Graduation Plan	A&M-Central Texas 2018 Post-Graduation Employers
BBA Accounting	74%	Novogradac & Company LLP; BDO USA LLC; City of Killeen; Benny Boyd Auto Group; Extraco Banks; Bell Contractors, Inc.; Teletech
MS Accounting	50%	Lott Vernon & Co; McLane; TAMU-CT
BS Aviation Management	50%	City of Austin
BS Aviation Science	100%	TSTC; American Flyers; US Aviation
BS Biology	67%	Texas A&M Agrilife/USDA-ARS; Baylor Scott & White Health
MBA Business Administration	70%	Texas Workforce Commission; Seo Brand; City of Austin; CGI; Veteran Affairs; Urban Outfitters, Inc.; American Medical Depot; United Service Organization (USO); Department of the Army; Fifth Ward Community Redevelopment Corporation; Allstate; Usgb, llc
BAAS Business Management	64%	McLane; Killeen ISD; Ineos USA, LLC; Texas Department of Public Safety; Scrum Master; XTRA Lease; S3 Inc; American Association of Nurse Practitioners; U.C. Berkeley
MS Clinical Mental Health Counseling	60%	University of Texas Medical System; Central Counties Services
BS Computer Information Systems	39%	Drill Bit Exchange; Department of Defense; Department of Army; Best Buy; PDI; CTC
BS Computer Science	33%	Charles Schwab
MED Counseling	50%	**
MS Counseling Psychology	100%	LSSP; Stable Life Concepts
BS Criminal Justice	50%	Texas Department of Criminal Justice; Baylor Scott & White
MCJ Criminal Justice	100%	TAMU-CT; Travis County Sheriff
MED Curriculum and Instruction	92%	Killeen ISD; Priority Charter Schools
MED Educational Leadership	86%	Columbia-Brazoria ISD; Killeen ISD
MS Educational Psychology	100%	Stable Life Concepts
BA English	67%	First Communities Services; Perkins+Will
BBA Finance	38%	Texell Credit Union; AEP
BA History	67%	Killeen ISD
MA History	57%	**

** = No Information Recorded

Spring, Summer & Fall 2018 Post-Graduation Survey Results

Appendix A– Employers by Major—page 2

The data presented here is a continuation of page 11.

Major	A&M-Central Texas 2018 Post-Graduation Plan	A&M-Central Texas 2018 Post-Graduation Employers
BBA Human Resource Management	61%	Fresenius Health Partners; FCBI; United States Postal Service; Williamson County; Temple VA
MS Human Resource Management	33%	**
MS Information Systems	63%	Texas Army National Guard; McLane; Learning Management Admin; Carl R. Darnall Army Medical Center
BBA Interdisciplinary Business	100%	AT&T
BS Interdisciplinary Studies	42%	Temple ISD
BS Liberal Studies	62%	US Air Force; Baylor Scott & White; HEB; Integrity Rehab, Killeen ISD; Lighthouse Family Network; US
MS Liberal Studies	67%	**
BBA Management	74%	Immanuel Christian School; Baylor Scott and White; Caliber Collision; Primoris Services Corporation; TAMU-CT; Sabic
MS Management and Leadership	50%	City of Gatesville; PDI; Broadway Bank
BBA Marketing	36%	Office Depot
MS Marriage and Family Therapy	67%	Cedar Crest Hospital and RTC
MS Mathematics	80%	Copperas Cove ISD; Killeen ISD; Irving ISD
BSN Nursing	100%	Baylor Scott & White McLane Children's; Metroplex; Beaumont Hospital; Senior Living Properties; Fresenius Kidney Care; Corpus Christi Medical Center; Waco ISD; Fresenius Medical Care
MS One Planet Leadership	100%	**
BS Political Science	80%	**
MA Political Science	33%	Central Texas College; Temple College
BS Psychology	70%	Killeen ISD
BSW Social Work	83%	Child Protective Services; Central Texas Youth Services; Aware Central Texas; GC Services
BS Sociology	63%	Centene
SSP School Psychology	100%	Killeen ISD; Belton ISD; Copperas Cove ISD; Hutto ISD; Lampasas ISD; Hillsboro ISD
MA Teaching	100%	Killeen ISD

** = No Information Recorded