



College of Business Administration

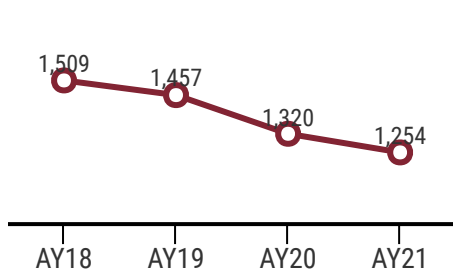
Student Performance

Academic Year 2020-2021 Report

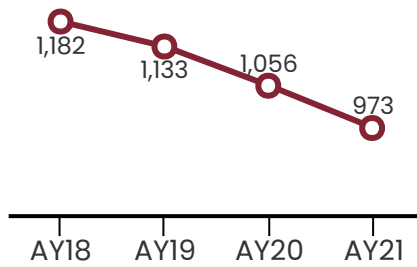
ENROLLMENT AND RETENTION

Enrollment

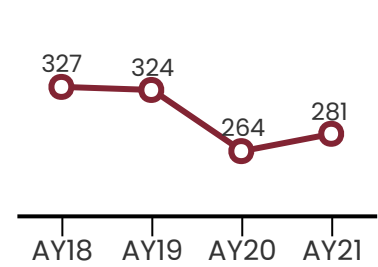
COBA Enrollment (All)



COBA Enrollment (UG)



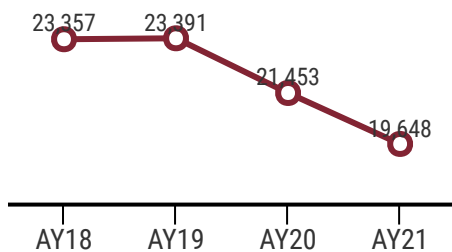
COBA Enrollment (GR)



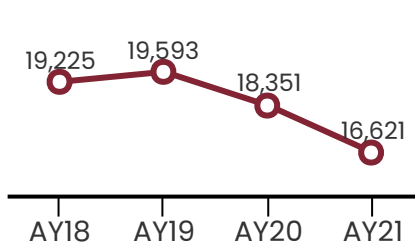
There were 5,540 active enrollment headcounts in COBA programs between 2018 to 2021, of which 4,344 were in undergraduate (UG) courses, and 1,196 were in graduate.

Student Credit Hours

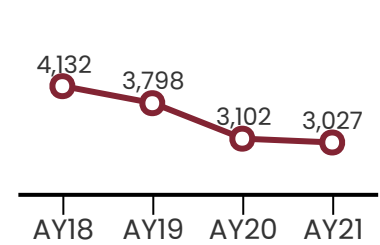
COBA Credit Hours (All)



COBA Credit Hours (UG)

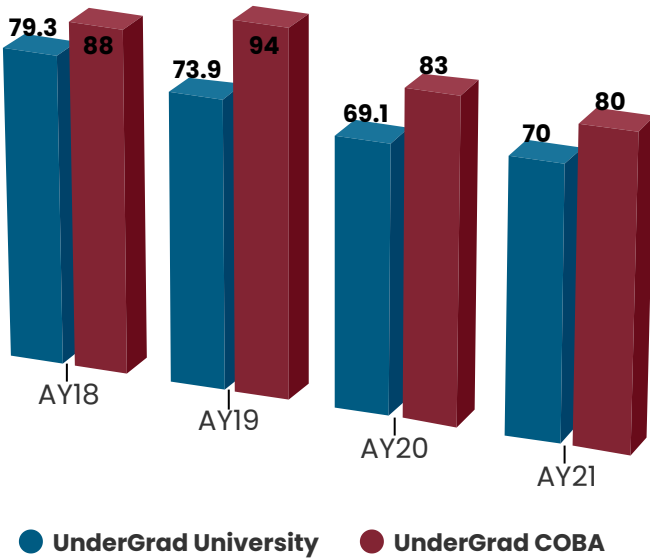


COBA Credit Hours (GR)



COBA programs averaged approximately 21,962 active semester credit hours for 2018 to 2021.

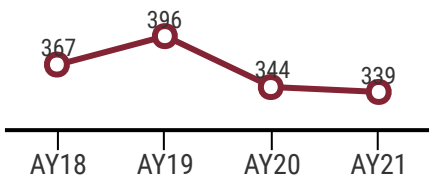
Retention



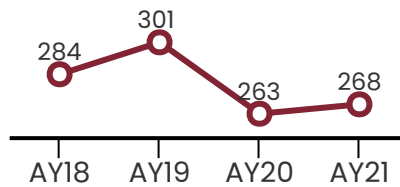
For 2020-2021, COBA transfer students retention rate is 14% higher than the university average.

Degrees Awarded

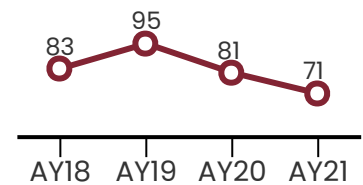
Total Degrees Awarded



UnderGrad Degrees Awarded



Grad Degrees Awarded



COBA awarded 1,446 degrees between 2018 to 2021, of which 1,116 were Bachelors and 330 were Masters. Approximately 17% of COBA's undergraduates continue to pursue a graduate degree.

Average GPA

Overall Average GPA



UnderGrad Average GPA



Grad Average GPA



In 2020-2021, the average GPA for COBA students was consistent with the university's overall average GPA.